

# The Western Reserve Photographic Society

# EXPOSURES

## Nikon School Part III

By: Frankie Leighton

Continued From Last Month

If you haven't backed up the data on them (see last months installment). Don't keep all of your photos on just that one hard drive inside the computer. Be sure to have them backed up someplace else. An easy way to back up quickly is to have a second hard drive. You can buy a one-terabyte hard drive today for under \$100 that is easy to connect and use.

For long-term storage, DVD is still a great solution. The Library of Congress estimates that a good quality DVD should last perhaps 100 years, while poor quality may last only five years. How do you know which is which? Stick with name brand media and you shouldn't have to worry. Also important is how you store them. Keep them in a dry, low-humidity environment that doesn't get overly hot or cold, and in hard-plastic cases designed for them.

**TIP** - if your images are truly valuable to you, consider keeping a backup set somewhere other than your home. A friend's home, your office or a safe deposit box can give you peace of mind that your memories will survive a disaster. A good general approach to lenses is to think of them as problem-solvers. For the photo you want, you may need wide, telephoto, extreme close-up or "fast," and that's what dictates what lens you'll use.

**Dust** - At some point you'll end up with dust on your sensor, and that can create image defects, particularly at small apertures (f/11, f/16, etc.). The two best strategies for avoiding this are using the "Clean Image Sensor" mode built into most Nikon cameras today, and a careful blowing off of the sensor with a bulb blower on a regular basis. If dust remains after that, you might want to consider a professional cleaning (at a store or Nikon service center), due to the sensitive and fragile nature of the components involved.

Continued on Page 12

## JOIN US

@[WWW.WRPSPHOTO.ORG](http://WWW.WRPSPHOTO.ORG)



Western Reserve  
Photographic Society  
Inside...

Feature Article: Nikon School	Cover
PSA Travel Moving On	Page 2
PSA Creative Moving On	Page 3
PSA Pictorial Moving On	Page 4
New Member Profiles	Page 5
PSA Creative News	Page 5
People Competition Black & White Winners	Page 6-10
People Competition Black & White Scores	Page 10
Important WRPS Competition News	Page 10
What the Duck	Page 11
Club Member Recommended Websites	Page 11
Kudos	Page 11
Monthly Quote	Page 11
Submissions	Page 11
Refreshments	Page 11
Nikon School continued from cover	Page 12
January Calendar of Events	Page 13
People Competition Color Winners	Page 14-16
People Competition Color Scores	Page 16
Classified	Page 17
Help Wanted	Page 17
WRPS Openings	Page 17
Officers & Chairs	Back Cover



Meeting location:  
Penitentiary Glen  
8668 Kirtland -  
Chardon Rd.  
Kirtland, Ohio  
44094

*Developing Photos and Friends  
For Forty-Five Years!*

EXPOSURES Editor Stewart Helberg

*Happy Holidays  
&  
A Happy New Year*

## *PSA Travel Moving On*



Top Left:  
Proud Peruvian Papa  
By: Dorothy Lemmey

Top Right:  
A Pacific Moment  
By: Jack Koch

Middle Left:  
Cleveland Rocks  
By: Bill Lewis

Middle Right:  
Grating Root For Dye  
By: Ken Schmidt

Bottom Left:  
Mormon Row  
By: Sara Foss

Bottom Right:  
Cleveland Lights  
By: Jackie Sajewski



---

## *PSA Creative Moving On*

Top Right: Daydreaming  
By: Diana Fultz

Middle Left: Night Sail  
By: Jackie Sajewski

Middle Center: Orange  
By: Al Susinskas

Middle Right: Flagburst  
By: Lynn Fouch

Bottom Left: Peaceful Place  
By: John Roskos

Bottom Right: Hadley Skytown  
By: Dee Riley



---

## *PSA Pictorial Moving On*



Top Left:  
Glorious Morning  
By: Jackie Sajewski



Top Right:  
Around The Bend  
By: Jack Koch




Middle Left:  
Hangin There  
By: Sara Foss

Middle Right:  
Grove Plantation  
By: Bill Butler



Bottom Left:  
Color 1  
By: Marty Kreger

Bottom Right:  
The Hunter  
By: Bill Lewis



---

## New Member Profiles By: Stewart Helberg

This month our spotlight is on....

**Delores Champa:** Delores just joined the club in November and lives in Mentor. Deloris is Nikon shooter and uses a D5100 DSLR. She considers herself somewhere between an advanced and professional photographer with her main interests being nature, portrait, family and travel. Lori Diemer referred Delores to the club.

Welcome to the club, happy to have you. If you

are on Facebook and have not joined our Facebook page please do, it is a great way to share and learn. Also please check out our website, you never know what you might find.

Please welcome all our new members to the club when you see them. New members please don't be shy, introduce your selves at the meetings and fieldtrips. Ask questions, enter competitions, and join a committee. We look forward to seeing you this season and many

---

## PSA Creative News By: Tom Peterson PSA Director Creative Competition

Since we have several new clubs this year I thought I'd go over a couple items about what makes a good creative submission.

This one should be pretty obvious, but components making up the image should be the work of the submitter.

Clip art should not be included in any form.

Ideally, anything "made" in Photoshop should be the work of the submitter. An example would be converting an original image of a cloud to a brush and using it in some manner in the image. Attached is an example of such use. I say "ideally" because something like this is impossible to police. Things that come with Photoshop (or other image editing applications) can be used and manipulated but may not be a key component in the image. (i.e. Using Fibers (in PS - Filters/Render/Fibers) as a starting point to create rain, or ocean waves or wood textures would be acceptable.)

Images taken from the web may not be used as a component in an image in any manner. We've had people just plain enter an image they took from the web (and PSA, the Club and [most importantly] I were threatened with law suits). We had someone use one of NASA's most famous images ([Pillars of Creation](#)) as a background for an image. Neither are acceptable.

This is a biggie. "Straight" HDR images are not considered "creative". HDR has gone too mainstream and "HDR only" images are entered several different PSA Division competitions. The Creative Competitions are for images with that have been highly manipulated. HDR can be a part of the manipulation, just not the only thing done to the image.

Just as a word of caution, single keystroke manipulations do not typically score well in the Creative Competitions. A "tiny world" made by using the Polar Coordinates (in PS - Filter/Distort/Polar Coordinates) filter typically doesn't do well. Same with Glowing Edges, Solarize, Pixelate and other one keystroke changes. On the other hand, all those (and more) may be used as a component of a larger image.

That should be enough to get everyone on the same page. There are probably other things that might trip you up, but we'll mention them as we go.

Everything will get scored (HDR, tiny worlds, etc.) except images that are recognizable from other sources. (A published or iconic image of a celebrity, site, etc.) Those images will be disqualified and not be made up in later competitions. The club will just be short by the number of DQ'd images submitted.

---

## *WRPS People Black & White Winners*



Top: Sexy  
By: Nancy Roskos



Top: Joy  
By: Carol Hoffecker




Top: Vision  
By: John Roskos

Bottom: Rachel  
By: John Roskos



Bottom: Tough Guy  
By: Nancy Roskos



Bottom: Grandpa  
By: Marilyn Dolence



---

## *WRPS People Black & White Winners*



Top: Singing the Blues  
By: Jackie Sajewski



Top: Chardon Ink  
By: Gary Thomas



Top: Dark Nave  
By: Dee Hudson

Bottom: I'm Just Too Cute  
By: Marilyn Beasley



Bottom: Frank  
By: Leona Herzegh



Bottom: Scott Lestat  
By: Dee Hudson



---

## *WRPS People Black & White Winners*



Top Left: Man & Wife  
By: Brian Norcross



Top Middle: Girl with a Violin  
By: Leona Herzegh



Top Right: Mother's Love  
By: Jackie Sajewski

Center: Ghosts  
By: Al Susinskas



Bottom Left: Bhutan Man  
By: Carol Hoffecker

Bottom Right: Tunneling Through  
By: Audrey Buchina



---

## *WRPS People Black & White Winners*



Top: Just Me  
By: Kirk Kidner



Top: Up a Tree  
By: Audrey Buchina

Bottom: Read Me a Story  
By: Marilyn Beasley



Bottom: Peruvian Boy  
By: Dorothy Lemmey



# WRPS People Black & White Winners

## People Black & White Image Title & Score

Title	Points Placed	
Where Did You Par	17	
In the Groove	22	H
Peruvian Boy	22	H
Chardon Ink	22	H
Grandpa	23	3
Lizzie	21	
Ryan with His Gui	20	
Sexy	22	H
Dance Partners	21	
Read Me a Story	22	H
All Clear	19	
Danny	21	
Man & Wife	23	3
Joy	24	2
Scott Lestat	23	3
Vision	24	2
Frank	22	H
Tunneling Through	23	3
Kent	19	
Eyes on the Ball	18	
Mom Kiss	18	
Mother's Love	23	3
Rock On	18	
I'm Just Too Cute	23	3
Tough Guy	25	1



Top: In the Groove  
By: Jack Koch

Cowgirl	21	
Festival	21	
Jenna	21	
Just Me	24	2
Up a Tree	24	2
Ghosts	22	H
Bhutan Man	25	1
Dark Nave	24	2
Hide and Found	20	
Archway to Her Dr	21	
Rachel	24	2
Determination	21	
Singing the Blues	22	H
Girl with a Violin	23	3


## Important Competition Information By: Stewart Helberg

In publishing the newsletter I am emailed all the original image files that placed in the most recent WRPS competition for publication. I am also sent the complete list of all image titles and points scored, no name of the maker. So keep this in mind as you read the rest of this story.

Our People Black & White Competition had 23 images that placed. Out of those 23 images 9 images were sized incorrectly. Our People Color Competition had 15 images that placed

and 6 of those images were sized incorrectly. Out of all the images submitted I couldn't begin to guess the percentages of issues. Also some attention needs to be given to the titles and labeling of the images.

Please help the competition committee, size title and label your images correctly. The rules and step-by-step instructions are available on the WRPS website. If you have questions please contact someone on the competition committee.



## CLUB MEMBER RECOMMENDED WEB SITES

<http://timcoopersphotocircle.com>

<http://www.cambridgeincolour.com/tutorials/image-sharpening.htm>

<http://www.cambridgeincolour.com/tutorials/macro-extension-tubes-closeup.htm>

[http://www.digitalphotopro.com/technique/revolution/extended-depth-of-field.html?utm\\_source=newsletter&utm\\_medium=email&utm\\_campaign=DPeNewsOct\\_111512](http://www.digitalphotopro.com/technique/revolution/extended-depth-of-field.html?utm_source=newsletter&utm_medium=email&utm_campaign=DPeNewsOct_111512)

## Kudos

Kudos to Lori Diemer for her show at the Finestra Gallery in downtown Willoughby. Also Denise Molisch who sold an image after our Penitentiary Glen show.

## Monthly Quote

"Photography is the only language that can be understood anywhere in the world." -

Bruno Barbey

## Submissions

A reminder that everyone is encouraged to submit items for the newsletter. We are always looking for more articles, member announcements, monthly columns, fieldtrip images (please watermark the images), recommended websites and more. The deadline for submissions is the 10<sup>th</sup> of each month. If a submission does not make the newsletter then it should the following month.

## Refreshments

December 24  
No Meeting

January 14  
Sharon Zakrajsek  
Jim Curtis  
Kirk Kidner

*Please note, due to some people's allergies, it is helpful for a list of ingredients or the package was made available for all refreshments being served.*

© 2013 Western Reserve Photographic Society and its contributors. The contents of Exposures are copyrighted. No material or photographs herein may be reproduced in any manner without the written permission of the Editor or the material's specific contributor

**Background** - Does the background add to the subject or distract from it? Is it too light or too dark? Again, changing your position or lens may make for a better photo. Often times a great background is simply one that the viewer doesn't notice. The subject is so strong, and the background so weak, that they pay no attention to it. If the background has important information for the photo, then find a way to show it so it adds context without taking away from the subject.

**Light** - Photographers will often tell you, "You're not photographing subjects, you're photographing light." That's worth thinking about, as it's often the light that makes the photo special. Light can be more interesting when coming from the side, or even from behind, the subject. It also has many qualities, such as hard, soft, or color. TIP - if you have time, walk all the way around the subject and look at how the light changes the scene. This is also a great way to look for different backgrounds. In some cases, you may want to come back at a different time of day, or wait for clouds to arrive or depart.

Try these things:

- Shoot the same subject at a variety of focal lengths. Think about how that affects both the subject and what happens to the background.
- Take your "fastest" lens (widest aperture) and practice shooting it wide open. Notice what happens to backgrounds the closer you get to a subject.
- Find a subject and shoot it. Then keep shooting it, moving closer and closer, making the framing tighter and tighter.
- Take a subject in sunlight and shoot it from all sides. Notice how the changing direction of light changes the pictures.
- Shoot the same scene at different times of day, in Daylight white balance. Notice how the color can change.

**Equipment Used in the Program**

All of the photos used in the program were

made with Nikon cameras and lenses. Nikon equipment and information can be found at [www.nikonusa.com](http://www.nikonusa.com).

We're big fans of Lowepro bags, packs and rollers, [www.lowepro.com](http://www.lowepro.com).

SanDisk makes great memory cards, both SD and CF, [www.SanDisk.com](http://www.SanDisk.com).

All music used in the program was licensed through Triple Scoop Music, [www.triplescoopmusic.com](http://www.triplescoopmusic.com).

**Software Used**

We use a number of pieces of software (cross-platform, unless otherwise mentioned) and hardware in teaching Nikon School. The key ones are listed below:

Nikon ViewNX 2 (Nikon) - browsing, sharing and working on still images, plus basic video editing.

Nikon Capture NX 2 (Nikon) - editing of JPEG, TIFF and NEF (RAW) files (both can be found at [www.nikonusa.com](http://www.nikonusa.com)).

Cards and Readers - [www.SanDisk.com](http://www.SanDisk.com).

ColorMunki Smile and ColorMunki Display color management solutions - [www.x-rite.com](http://www.x-rite.com).

Nikon Image Space - <http://nikonimagespace.com>.

For slideshows during the day we use three different programs:

Nikon ViewNX2 - [www.nikonusa.com](http://www.nikonusa.com)

ProShow Gold - [www.photodex.com](http://www.photodex.com)  
(Windows only)

FotoMagico - [www.boinx.com](http://www.boinx.com) (Mac only)

Books the Instructors Like

- Real World Capture NX 2 (Long)
- The Photographer's Guide to Capture NX 2 (eBook, Odell)
- Real World Photoshop (Fraser)
- The Photoshop Elements Book for Digital Photographers (Kelby)
- Mastering Digital Printing (Johnson)
- The Complete Guide to Digital Photography (Freeman)
- Real World Digital Photography (Eismann, Duggan, Grey)
- Complete Digital Photography (Long)

# January 2014

Sunday	Monday	Tuesday	Wednesday	Thursday	Friday	Saturday
			1	2	3	4
5	6	7 7:15 Board Meeting Breckenridge Village	8	9	10	11 Fieldtrip
12 Fieldtrip	13	14 7:00 Mini Meeting 7:30 Meeting Farm Parks	15	16	17	18 Fieldtrip
19	20	21 7:00 3 <sup>rd</sup> Tuesday Classes Breckenridge	22	23	24	25
26 Fieldtrip	27	28 7:00 Mini Meeting 7:30 Meeting Penitentiary Glen	29	30	31	

**1/14/2014 7:00**

**Mini Meeting**  
Histograms

**1/14/2014 7:30**

**Meeting**  
Photoshop workshop

**1/28/2014 7:00**

**Mini Meeting**  
Framing & Matting

**1/28/2014 7:30**

**Meeting**  
WRPS Creative  
Competition

## Upcoming Fieldtrips

**12/14** 6 p.m.-10 p.m. Chagrin Falls Holiday lights and a maybe some food afterwards.

**12/16** 6 p.m.-Till... Nela Park 1975 Noble Road East Cleveland Holiday Light Display

**12/20** 6:30-9 p.m. Candlelight Winery 11325 Center Road Garrettsville, Oh. 330-527-4118

<http://www.candlelightwinery.com>

**1/11 - 1/12** 9 a.m. Punderson State Park dog sled races (snow permitting)

<http://www.siberiancleveland.org/Punderson-Sled-Dog-Classic.html>

**1/18** 8 a.m. Chardon Winter Fest On the Square [www.chardonwinterfest.com](http://www.chardonwinterfest.com)

**1/26** 1 p.m. Lakeview Cemetery if there is snow

## WRPS People Color Winners



Top Left: Having Fun  
By: Nancy Roscos

Top Right:  
Little Friends WRPS  
By: Dee Riley

Center Left:  
Zoe July 4th  
By: Heather Barninger

Center Right: Glamorous  
Emma  
By: Jack Koch

Bottom Left:  
Ride Of His Life  
By: Marilyn Beasley

Bottom Right:  
Mothers Love  
By: Jim Greenfield



## *WRPS People Color Winners*



Top Left: Taking the Plunge  
By: Bill Lewis



Top Right: Trick or Treat  
By: Kirk Kidner

Center Right: Colorful Peru  
By: Ken Schmidt



Bottom Left: Shy Monk  
By: Carol Hoffecker

Bottom Center: Child Wonder  
By: Al Susinskas

Bottom Right: With the Dogs  
By: Jackie Sajewski



Bottom Right:  
Rallest People  
By: Zoe Haas

Title	Points Placed		Noses	22				
Gone Too Soon	20		Ryan on the Track	22				
D-Day	20		Kelsey	21				
Why Not	21		Girl with Violin	21				
Rebel Boy	21		Warface	22				
Just Passing By	22		Chorus Line	22				
Tallest People	24	3	Lining Up The Sho	22				
Ride of His Life	26	1	Geronimo	20				
Too Many Fingers	19		Feel so Free	21				
Child Wonder	25	2	Mom & Son	20				
Lestat	22		Big as Me	21				
Wendy	22		Luke	22				
The V Family	22		Sophie	22				
The Fisherman	21		Keyboard Man	21				
Colorful Peru	23	HM	End of Summer	19				
Carnival Prize	22		Looking to the Fu	20				
Trick or Treat	24	3	Zoe July 4 <sup>th</sup>	23	HM	Sand Castle Sunset	21	
In the Rain	21		Taking the Plunge	23	HM	Trinity	22	
Jenna's Shadow	20		Shy Monk	23	HM	Badges	19	
Monks to Be	21		Having Fun	23	HM	Proud Eagle Scout	19	
Before the Wind	21		Wary	24	3	Docent	19	
Contagious Yawn	22		Glamorous Emma	24	3	I Phone Glow	18	
Couple	22		Jessica	23	HM	The Observer	21	
Carmen	20		Let's Go	22		Mother's Love	23	HM
Kurashiki St. Fair	20		Tim	20		Guitar Man	20	
Pottery Man Updai	21		Little Friends	23	HM	Deep Concentratio	20	
I want to be a Clo	22		Lost in His Art	22		With the Dogs	24	3

---

## *WRPS Classifieds*

Do you have photography equipment you no longer use and would like to sell? If you are a WRPS member send the description, image and a price to Stewart at [Z2889@oh.rr.com](mailto:Z2889@oh.rr.com) for a free listing in our new classified section of the monthly newsletter.

Do you have a supplier that you swear by? Please share them with the rest of us. Send your favorite suppliers to Stewart at [Z2889@oh.rr.com](mailto:Z2889@oh.rr.com) to share their information with everyone in an upcoming issue of Exposures Newsletter

Do you have a personal Photography related website? Are a member of WRPS? Would you like to have a link to your website from the WRPS website? Forward your information to our Webmaster at [Chris10bradlee@yahoo.com](mailto:Chris10bradlee@yahoo.com)

---

## *WRPS Help Wanted*

**Instructor Matting & Framing.** Looking for a club member to put together and lead the club program for the January 14, 2014 mini meeting. This is a 30 minute program to teach the club how to matt and frame prints. If interested in being this person please respond to Stewart at [Z2889@oh.rr.com](mailto:Z2889@oh.rr.com)

**Instructor Photoshop editing.** Looking for a club member to put together and lead the program for the January 28, 2014 meeting. This program will run approximately 90 minutes. The purpose of this program is to teach members how to improve images using Photoshop. If interested in being this person please respond to Stewart at [Z2889@oh.rr.com](mailto:Z2889@oh.rr.com) ASAP.

---


## *WRPS Openings*

**Club President:** 2014/2015 season. Per club bylaws duties include. Preside at all club and board meetings. Appoint committee chairpersons. Club spokesperson. Supervise and monitor club activities. Assign responsibility of P.O. Box keys. Voting member of the board. The term is for one year. Anyone interested should contact Dee Hudson at [dee\\_hudson@progressive.com](mailto:dee_hudson@progressive.com)

**PSA Competition Chair or Co Chairperson.** We are currently looking for someone to shadow Michelle for the remainder of this season with the intent of being the chair or co chair next season. For more details on what this includes please contact Michelle Drackett-Smisek at [mdrackett@juno.com](mailto:mdrackett@juno.com)

**Steering Committee Chairperson.** This position will lead the steering committee as to the direction and development of WRPS for the immediate, short term and long-term goals of the club. Findings and options will be presented to the board for discussion with the final recommendations presented to the general membership. If interested contact Stewart at [Z2889@oh.rr.com](mailto:Z2889@oh.rr.com)

Since 1967, The Western Reserve Photographic Society has been a source of creativity, camaraderie, and education for many photographers in Northeastern Ohio. We meet twice a month to compete, present ideas, critique, welcome guest speakers, and participate in a variety of photographic field trips. We have an annual awards banquet each June where the membership comes together to socialize and recognize the previous year's competition winners. Visitors are ALWAYS WELCOME!



(440) 442-8901  
P.O. Box 714  
Willoughby, OH 44096-0714

## Officers & Committee Chairs

President	Stewart Helberg	<a href="mailto:Z2889@oh.rr.com">Z2889@oh.rr.com</a>
1st Vice President	Denise Molesch	<a href="mailto:denmol1@gmail.com">denmol1@gmail.com</a>
2nd Vice President	Marty Kreger	<a href="mailto:kmkreger@juno.com">kmkreger@juno.com</a>
Secretary	Sara Foss	<a href="mailto:sfosswrps@yahoo.com">sfosswrps@yahoo.com</a>
Treasurer	Jim Sedlacek	<a href="mailto:jfsedlacek@live.com">jfsedlacek@live.com</a>
Past President	Dee Hudson	<a href="mailto:dee_hudson@progressive.com">dee_hudson@progressive.com</a>
Hospitality Chair	Mike Gunn	<a href="mailto:mjjg47@hotmail.com">mjjg47@hotmail.com</a>
Competition Chair	Marilyn Beasley	<a href="mailto:marilynphoto@yahoo.com">marilynphoto@yahoo.com</a>
PSA Chair	Michelle Drackett-Smisek	<a href="mailto:mdrackett@juno.com">mdrackett@juno.com</a>
Fieldtrip Chair	Bonnie Charvat	<a href="mailto:bonbon1356@windstream.net">bonbon1356@windstream.net</a>
Equipment Chair	Bill Butler	<a href="mailto:butler_bill@sbcglobal.net">butler_bill@sbcglobal.net</a>
Photo Affair Chair	Mike Pittenger	<a href="mailto:pittpass@att.net">pittpass@att.net</a>
Special Events & Exhibitions	Lori Diemer	<a href="mailto:diemwoman@sbcglobal.net">diemwoman@sbcglobal.net</a>
Video Library	Judy Mathews	<a href="mailto:Jlstefanik@hotmail.com">Jlstefanik@hotmail.com</a>
Archives	Ed Hodina	<a href="mailto:Ed_sheila@sbcglobal.net">Ed_sheila@sbcglobal.net</a>
Web Master	Chris Bradlee	<a href="mailto:chris10bradlee@yahoo.com">chris10bradlee@yahoo.com</a>
Bulletin Boards	Deb Wiles	<a href="mailto:maggiemae44057@yahoo.com">maggiemae44057@yahoo.com</a>
Newsletter	Stewart Helberg	<a href="mailto:z2889@oh.rr.com">z2889@oh.rr.com</a>
Marketing Coordinator	Tammy Mellert	<a href="mailto:tmellert@sbcglobal.net">tmellert@sbcglobal.net</a>
50/50 Raffle	Fred Haas	<a href="mailto:a1haas@aol.com">a1haas@aol.com</a>
Education Chair	Mike Cleggs	<a href="mailto:horatiozee48@att.net">horatiozee48@att.net</a>